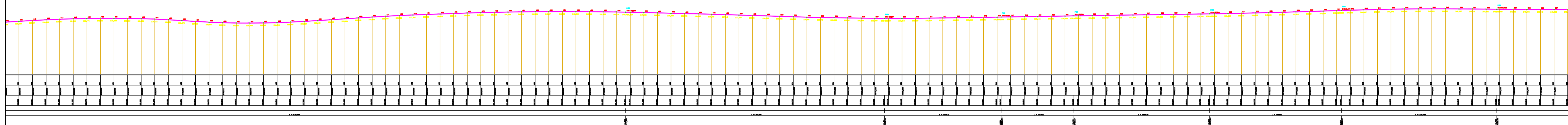
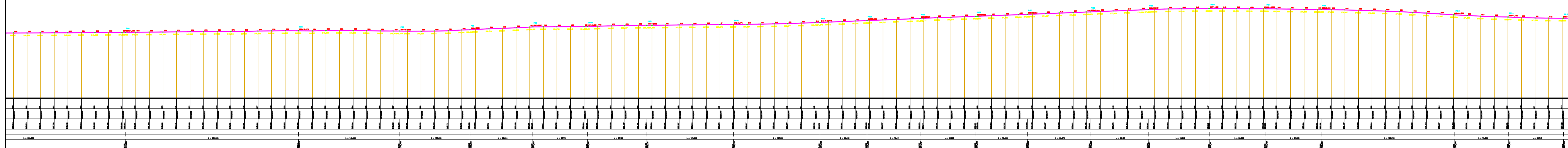


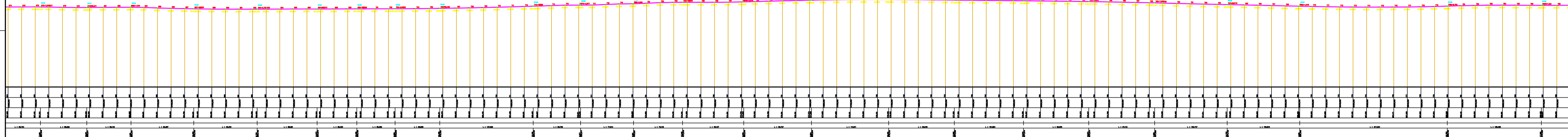
Perfil Longitudinal Eixo 01 - PRANCHA 05  
Trecho Açude Patu à Codia



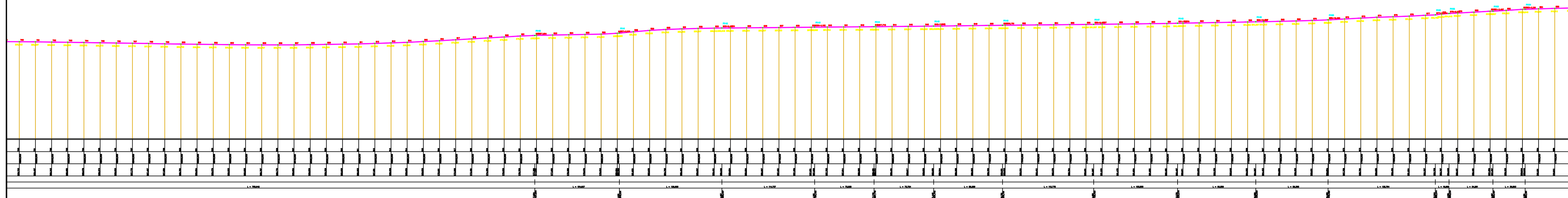
Perfil Longitudinal Eixo 01 - PRANCHA 06  
Trecho Açude Patu à Codia



Perfil Longitudinal Eixo 01 - PRANCHA 07  
Trecho Açude Patu à Codia



Perfil Longitudinal Eixo 01 - PRANCHA 08  
Trecho Açude Patu à Codia



DESA	APROVA
------	--------

*[Signature]*  
Eng.º Civil CREA 22110

Executor	Projeto	Folha
	SISTEMA DE ABASTECIMENTO DE ÁGUA CODIÁ E JENIPEIRO	
Obra	Contratante	2/3
	PREFEITURA MUNICIPAL DE SENADOR POMPEU - CEARÁ	
Data	Desenho:	
AGOSTO/2019		
Escala	Escala do Perfil:	
1:2.000	H: 1.1000 V: 1.100	